


DETECTOR OVERVIEW							
Overview curtain models	Medium-range curtain		Directional medium-range curtain		Long-range curtain		Long-range curtain Steep look down
Detector	PRO 45	PRO 45H	PRO 45D	PRO 45DH	PRO 100	PRO 100H	PRO 250A
Side View							
Top View							
Coverage	50 m x 3.3 m (165 ft x 11 ft)	60 m x 3.9 m (200 ft x 13 ft)	50 m x 3.6 m (165 ft x 12 ft)	60 m x 4.2 m (200 ft x 14 ft)	120 m x 2.7 m (400 ft x 9 ft)	150 m x 3.3 m (500 ft x 11 ft)	150 m x 3.3 m (500 ft x 11 ft)
Optics	Segmented Precision Mirror		Segmented Precision Mirror		Precision Glass Mirror		Precision Glass Mirror
Overview volumetric models	Volumetric Wide-Angle			Volumetric Medium-Range		Volumetric Long-Range	
Detector	PRO 18W	PRO 18WH	PRO 18	PRO 18H	PRO 85	PRO 85H	
Side View							
Top View							
Coverage	21 m x 24 m (70 ft x 80 ft)	27 m x 30 m (90 ft x 100 ft)	24 m x 21 m (80 ft x 70 ft)	30 m x 27 m (100 ft x 90 ft)	60 m x 18 m (200 ft x 60 ft)	75 m x 23 m (250 ft x 75 ft)	
Optics	Segmented Precision Mirror			Segmented Precision Mirror		Precision Glass Mirror	
Technical Data	Standard versions			H-versions and PRO 250A			
Supply Voltage	auto-sensing 10.5 - 30 V DC or 24 V AC (±15%)						
Current (not activated)	18 mA @ 12 V DC, 10 mA @ 24 V AC			Standard specs. plus heating power @ -40°C (-40°F) max. 2 W			
Alarm Relay Output	1 SPST 30 VDC, max. 100 mA						
Transistor Open Collector	1 NPN 30 V DC, max. 50 mA						
Cover Switch	30 VDC, 100 mA						
Front Window	PE Filter, IR Transmissive			Silicon wafer			
Operating Temperature	-20 to 60 °C (-4 to 140 °F)			-40 to 60 °C (-40 to 140 °F)			

All Units comprise the following:
 Heavy Duty Weatherproof Housing
 Mounting height up to 4 metres.
 Integral wall Mounting brackets on all models (except PRO 250A).
 High Precision Optics
 Digital Signal Processing.
 Continuous Gap free Curtain Coverage


ADPRO®



Long-Range Curtains - PRO 100, 100H & 250A

This line of intrusion detectors is the most effective and advanced family of narrow beam, long-range motion detectors on the market today. All detectors feature telescope-like precision mirror glass optics, digital signal processing and continuous, gap-free curtain coverage for an exceptional mounting height of up to 4 meters (13 ft).


▶ Range: 120 – 150 m (400 ft – 500 ft)	▶ Two-way RS 485 communication
▶ Weatherproof housing with intergrated mounting hardware (except PRO 250A)	▶ Heated precision mirror glass optics on all “H” versions



Medium-Range Curtains - PRO 45, 45H, 45D & 45DH

ADPRO medium-range detectors feature narrow-beam curtain coverage and are the ideal choice for monitoring any perimeter section that is too short for long-range curtains. The award-winning directional detectors (PRO 45D, PRO 45DH) can be configured to trigger an alarm only if an intruder crosses the curtain in a specified direction or bi-directionally. They feature the lowest possible nuisance alarm rate in either configuration compared to standard curtains.

▶ Range: 50 - 60 m (165 - 200 ft)	▶ Directional discrimination (PRO 45D, 45DH)
▶ Heated precision mirror glass optics on all “H” versions	▶ Weatherproof housing with integrated mounting hardware
▶ Two-way RS 485 communication	



Volumetric Coverage - PRO 18, 18H, 18W, 18WH, 85 & 85H

ADPRO volumetric detectors are designed to monitor the inside of a perimeter. The PRO 85 and 85H long-range versions feature three independent detection zones that can be configured individually.

▶ Range: 21 - 75 m (70 - 250 ft)	▶ Models with various opening angles of 15° to 90°
▶ Weatherproof housing with integrated mounting hardware	▶ Two-way RS 485 communication
▶ Heated precision mirror glass optics on all “H” versions	

Why ADPRO?

- ▶ The lowest nuisance alarm rates
- ▶ Remote access for configuration and management (via databus)
- ▶ Unique anti-vandal feature (disalignment of detectors)
- ▶ 4 metre (13 ft) mounting height for reduced risk of vandalism
- ▶ Integrated wall-mount bracket
- ▶ Wide power supply range 10.5 to 30 V DC or 24 V AC
- ▶ Low installation and maintenance cost

Application:

- ▶ Perimeter protection outdoors
- ▶ Fence-line protection
- ▶ Proactive video surveillance
- ▶ Providing reliable detection for remotely monitored and detector activated CCTV systems to give high degree confidence to Central Monitoring Stations
- ▶ Conditional triggering of CCTV, PTZ and dome cameras
- ▶ Conditional triggering of video-switchers for event-driven CCTV

Accessories:

- ▶ Configuration and commissioning software
- ▶ IF 485 detector-to-PC interface
- ▶ CT 45 cordless walk-tester
- ▶ AD 851 alignment help telescope for detectors with curtain-shaped coverage
- ▶ AD 653 bracket for PRO 250A
- ▶ ZAP L1 pole mount bracket